



SAGE X3

EXTENDED PROFILE



OVERVIEW

Sage X3 is a comprehensive Enterprise Resource Planning (ERP) solution designed to help businesses manage their finances, operations, and supply chain with increased efficiency and agility. It leverages the latest technology and AI innovation. It offers a flexible and scalable architecture, allowing customization to meet evolving business needs.

KEY FEATURES

- **Production Management:** Manage all manufacturing processes with capabilities such as Bill of Materials (BOM) planning, shop floor control, quality control, and project management.
- **Supply Chain Management:** Monitor inventory in real-time to keep up with demand, encompassing purchasing, inventory management, sales management, and customer service.
- **Financial Management:** Gain control over budgets, accounting, fixed assets, and financial reporting, ensuring compliance and real-time global visibility.
- **Multi-Entity & Multi-Language Support:** Ideal for global businesses, Sage X3 supports multiple locations, currencies, and languages.
- **Business Intelligence & Reporting:** Embedded analytics and customizable dashboards provide actionable insights for decision-making.
- **Robust Planning:** From capital expenditure planning and budgeting models to the Projected Stock Report and access to real-time vessel location information, Sage X3 helps you shift to proactive planning and quicker data-backed decisions – company-wide.
- **Integration & Extensibility:** API-friendly architecture enables seamless integration with third-party applications and industry-specific add-ons.

DEPLOYMENT OPTIONS

FEATURE OVERVIEW

Sage X3 offers flexible deployment models, allowing businesses to choose between on-premises, cloud-based, or hybrid solutions based on their needs. Cloud deployment ensures scalability, accessibility, and lower IT maintenance costs, while on-premises installations offer full control over infrastructure and security.

INDUSTRIES SERVED

Sage X3 is widely used in:

- Manufacturing (discrete, process, and mixed-mode)
- Wholesale Distribution
- Food & Beverage
- Life Sciences
- Industrial Equipment
- Chemical & Process industries

WHY CHOOSE SAGE X3?

Unlike traditional ERP systems, Sage X3 is built for speed, flexibility, and cost-efficiency. It provides mid-sized and enterprise-level businesses with a robust, industry-specific solution that adapts to their unique workflows.

With rapid implementation, intuitive user experience, and scalable architecture, Sage X3 empowers organizations to streamline operations and drive growth.

GLOBAL BUSINESS SUPPORT

Designed for multinational organizations, Sage X3 handles multiple companies, sites, languages, currencies, and legislative requirements. Its ability to manage complex global operations makes it a standout ERP solution.

CUSTOMIZATION OPTIONS

Sage software is customizable to meet company-specific processes, user roles, and preferences. Visual processes, automated workflows and alerts, document management, and communication tools are

features available in the system. It is designed to support global organizations with multiple companies, sites, languages, currencies, and legislations.

Customizable add-on tools extend software capabilities, and it interfaces with third-party software including e-commerce, tax management, advanced warehousing, and more.

ENHANCED FEATURES

- **eCommerce integration:** Sage X3 integrates seamlessly with eCommerce platforms, offering comprehensive management of online sales channels. This integration ensures efficient order processing, real-time inventory tracking, and enhanced customer experience by synchronizing data between your ERP and online storefront.
- **Sage enterprise intelligence:** Powerful enterprise intelligence tools allow businesses to make data-driven decisions. With the ability to aggregate and analyze data from multiple sources, users can generate real-time insights and custom reports, enabling more informed decision-making.
- **Production management for manufacturers:** Sage X3 provides advanced production management capabilities. It supports detailed production planning, scheduling, and quality control, helping businesses optimize their manufacturing processes and reduce operational costs.
- **Data and analytics:** The platform's data and analytics features empower businesses to analyze large datasets and track key performance indicators (KPIs). This capability helps in identifying trends, improving forecasting accuracy, and driving strategic decision-making.
- **Advanced workflow automation:** Sage X3 uses visual processes, automated workflows, alerts and communication tools to optimize operations. These features are customizable to suit company-specific needs, improving productivity and collaboration.

ADDRESSING COMMON QUERIES

HOW MUCH DOES SAGE X3 COST?

The cost of Sage X3 varies based on deployment options, user requirements, and additional modules. Businesses can choose between on-premises and cloud-based solutions, with pricing tailored to their specific needs.

IS SAGE X3 THE SAME AS SAGE 300?

No, Sage X3 and Sage 300 are different ERP solutions. [Sage 300](#) is targeted at small to medium-sized

businesses, while Sage X3 is designed for larger enterprises with more complex requirements, including global operations and manufacturing capabilities.



SOFTWARE SPECIFICATION

OVERVIEW	
PRODUCT NAME	Sage X3
BUSINESS SECTORS	
DISTRIBUTION	✓
GOVERNMENT & NPO	✓
MANUFACTURING	✓
RETAIL	✓
SERVICES	✓
INDUSTRY	
AEROSPACE & DEFENSE	✓
AUTOMOTIVE	✓
CHEMICAL	✓
CONSTRUCTION	✓
COSMETICS	✓

ELECTRONICS	✓
ENERGY/POWER/UTILITIES	✓
ENGINEERING	✓
FASHION	✓
FINANCIAL SERVICES	✓
FOOD & BEVERAGE	✓
LOCAL GOVERNMENT	✓
MEDIA	✓
MEDICAL & HEALTHCARE	✓
METALWORKING	✓
OILFIELD	✓
PACKAGING	✓
PAINT & ADHESIVES	✓
PHARMACEUTICAL	✓
PLASTICS & RUBBER	✓
PRINT & DESIGN	✓
RENTAL	✓
TELECOMMUNICATIONS	✓
WOODWORKING	✓
CANNABIS	✗

EDUCATION	✗
NONPROFIT	✓
ERP SOFTWARE FEATURES	
BILLING	✗
BUSINESS INTELLIGENCE/ANALYTICS	✓
COSTING	✗
CRM	✗
CUSTOMER SERVICE	✗
PRODUCT DESIGN	✗
FINANCIALS & ACCOUNTING	✓
HR	✗
INVENTORY MANAGEMENT	✗
ORDER MANAGEMENT	✗
PLANNING & SCHEDULING	✓
PROJECT MANAGEMENT	✓
PURCHASING	✗
QUALITY CONTROL	✗
SALES	✗
SHIPPING & DISTRIBUTION	✗
SUPPLY CHAIN MANAGEMENT	✓

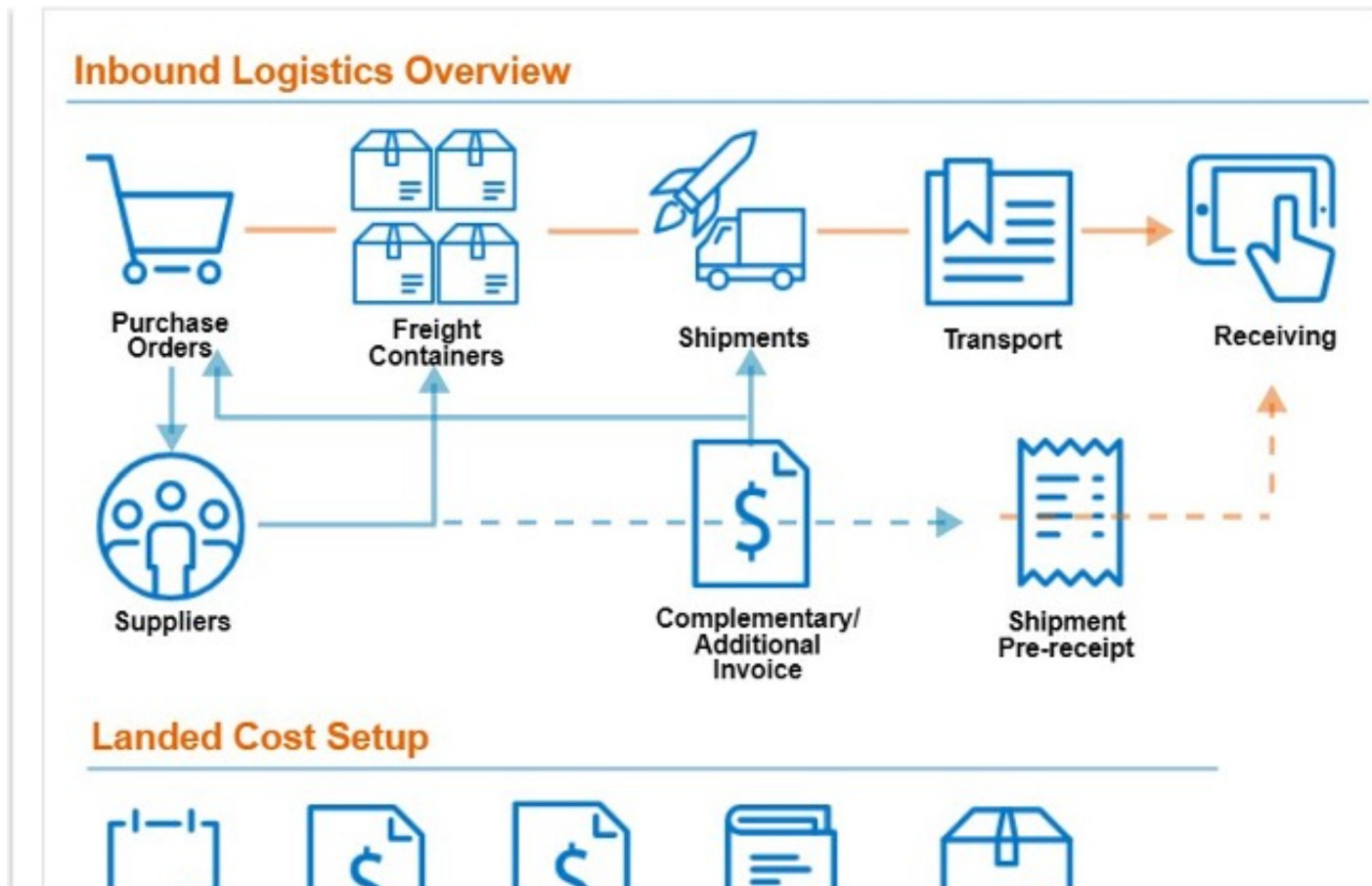
WAREHOUSE MANAGEMENT	✗
ASSET MANAGEMENT	✗
DOCUMENT MANAGEMENT	✗
CUSTOMER SUITABILITY	
ENTERPRISE (1000+ EMPLOYEES)	✓
MEDIUM SIZE (251-1000 EMPLOYEES)	✓
SMALL BUSINESS (1-250 EMPLOYEES)	✗
ADDITIONAL PRODUCT INFO	
MULTI LANGUAGE	✓
MULTI CURRENCY	✓
CUSTOMIZABLE	✓
SYSTEM HOSTING	
CLOUD	✓
INSTALLED ON PREMISE	✓
SUPPORT LOCATIONS	
AFRICA	✓
ANTARCTICA	✗
ASIA	✓
AUSTRALIA	✓
EUROPE	✓

NORTH AMERICA	✓
SOUTH AMERICA	✓
FURTHER INFORMATION	
PRICING	Subscription model, dependent on options.



SOFTWARE SCREENSHOTS

Inbound Logistics Overview



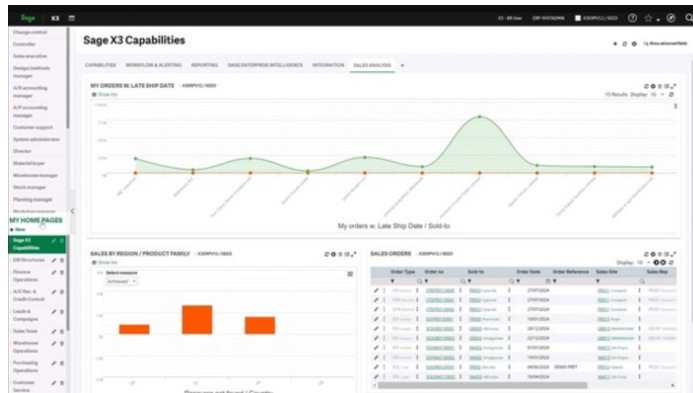
Incoterms

Costs

Cost Structures

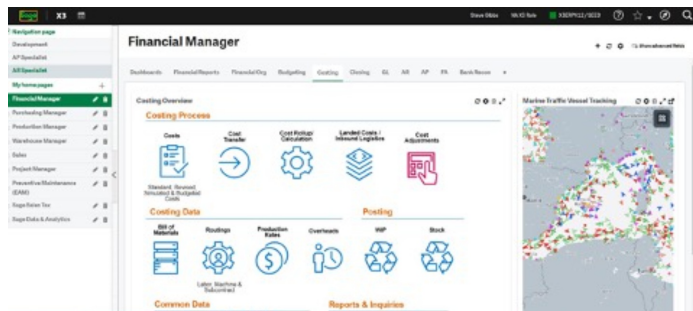
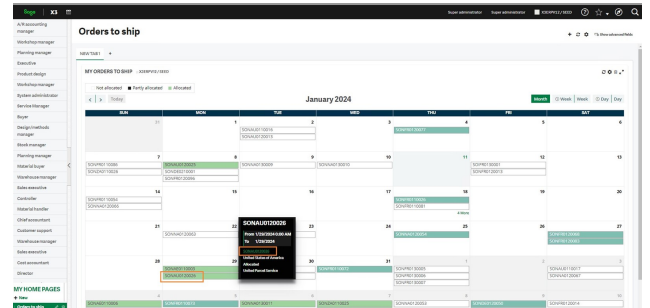
Products

Container Specifications



The report displays a comparison between actual performance and budgeted amounts for the year 2019.

Month/Year	Actual	Budget	2019	Budget Variance	% Variance	Comments
1 Sales	\$18,463,004	\$19,000,000	\$15,463,004	\$3,536,996	-18.6%	Decrease due to track loss sales
2 Sales	\$18,463,004	\$19,000,000	\$15,463,004	\$3,536,996	-18.6%	
3 Sales	\$18,463,004	\$19,000,000	\$15,463,004	\$3,536,996	-18.6%	
4 Sales	\$18,463,004	\$19,000,000	\$15,463,004	\$3,536,996	-18.6%	
5 Sales	\$18,463,004	\$19,000,000	\$15,463,004	\$3,536,996	-18.6%	
6 Sales	\$18,463,004	\$19,000,000	\$15,463,004	\$3,536,996	-18.6%	
7 Sales	\$18,463,004	\$19,000,000	\$15,463,004	\$3,536,996	-18.6%	
8 Sales	\$18,463,004	\$19,000,000	\$15,463,004	\$3,536,996	-18.6%	
9 Sales	\$18,463,004	\$19,000,000	\$15,463,004	\$3,536,996	-18.6%	
10 Sales	\$18,463,004	\$19,000,000	\$15,463,004	\$3,536,996	-18.6%	
11 Sales	\$18,463,004	\$19,000,000	\$15,463,004	\$3,536,996	-18.6%	
12 Sales	\$18,463,004	\$19,000,000	\$15,463,004	\$3,536,996	-18.6%	
13 Sales	\$18,463,004	\$19,000,000	\$15,463,004	\$3,536,996	-18.6%	
14 Sales	\$18,463,004	\$19,000,000	\$15,463,004	\$3,536,996	-18.6%	
15 Sales	\$18,463,004	\$19,000,000	\$15,463,004	\$3,536,996	-18.6%	
16 Sales	\$18,463,004	\$19,000,000	\$15,463,004	\$3,536,996	-18.6%	
17 Sales	\$18,463,004	\$19,000,000	\$15,463,004	\$3,536,996	-18.6%	
18 Sales	\$18,463,004	\$19,000,000	\$15,463,004	\$3,536,996	-18.6%	
19 Sales	\$18,463,004	\$19,000,000	\$15,463,004	\$3,536,996	-18.6%	
20 Sales	\$18,463,004	\$19,000,000	\$15,463,004	\$3,536,996	-18.6%	
21 Sales	\$18,463,004	\$19,000,000	\$15,463,004	\$3,536,996	-18.6%	
22 Sales	\$18,463,004	\$19,000,000	\$15,463,004	\$3,536,996	-18.6%	
23 Sales	\$18,463,004	\$19,000,000	\$15,463,004	\$3,536,996	-18.6%	
24 Sales	\$18,463,004	\$19,000,000	\$15,463,004	\$3,536,996	-18.6%	
25 Sales	\$18,463,004	\$19,000,000	\$15,463,004	\$3,536,996	-18.6%	
26 Sales	\$18,463,004	\$19,000,000	\$15,463,004	\$3,536,996	-18.6%	
27 Sales	\$18,463,004	\$19,000,000	\$15,463,004	\$3,536,996	-18.6%	
28 Sales	\$18,463,004	\$19,000,000	\$15,463,004	\$3,536,996	-18.6%	
29 Sales	\$18,463,004	\$19,000,000	\$15,463,004	\$3,536,996	-18.6%	
30 Sales	\$18,463,004	\$19,000,000	\$15,463,004	\$3,536,996	-18.6%	
31 Sales	\$18,463,004	\$19,000,000	\$15,463,004	\$3,536,996	-18.6%	



The form displays details for a new entry, including:

- Code:** CRE
- Description:** Project follow-up
- Status:** Draft
- Priority:** High
- Type:** Internal
- Active:** Yes
- Pricing:** Direct
- Origin:** Select...
- Target date:** 07/01/2025
- Progress:** 40% of 100%

The mobile app interface displays various functional buttons, including:

- Receipt
- Stock control
- Picking
- LPN
- Transfer
- Other
- Manufacturing
- Project
- By Identifier

Page | X3

Home | User | Settings | Help

Financial Manager

Closing

Processes

Month End Journals

Generate Closing Entries

Revaluations & Translations

Finalize Journals

Closing Accounts

Reconciler Reconciliation

Account Matching

Task Management

Approvals

Reports & Inquires

✓ Sales Inquiries not Posted

✓ Purchase Inquiries not Posted

✓ Payments not Posted

Financial Reports

Module Close

Period Close

Fiscal Year Close

Multi-Cy Period Close

Reopen Period

Reopen Fiscal Year

Schedule Tasks

Close Calendar

Today

Week

Day

October 2024

SUN	MON	TUE	WED	THU	FRI	SAT
		1	2	3	4	5
6	7	8	9	10	11	12
13	14	15	16	17	18	19
20	21	22	23	24	25	26

Unposted Journal Entries

7/21 Results Display: 50 - 1 2 3 4 5 6 - 10

No.	Account Number	Journal Type	Account Type	Amount	Balance
0001	00000000	0000	1/1/2019	0.00	0.00
0002	00000000	0000	1/1/2019	0.00	0.00
0003	00000000	0000	1/1/2019	0.00	0.00
0004	00000000	0000	1/1/2019	0.00	0.00
0005	00000000	0000	1/1/2019	0.00	0.00
0006	00000000	0000	1/1/2019	0.00	0.00
0007	00000000	0000	1/1/2019	0.00	0.00